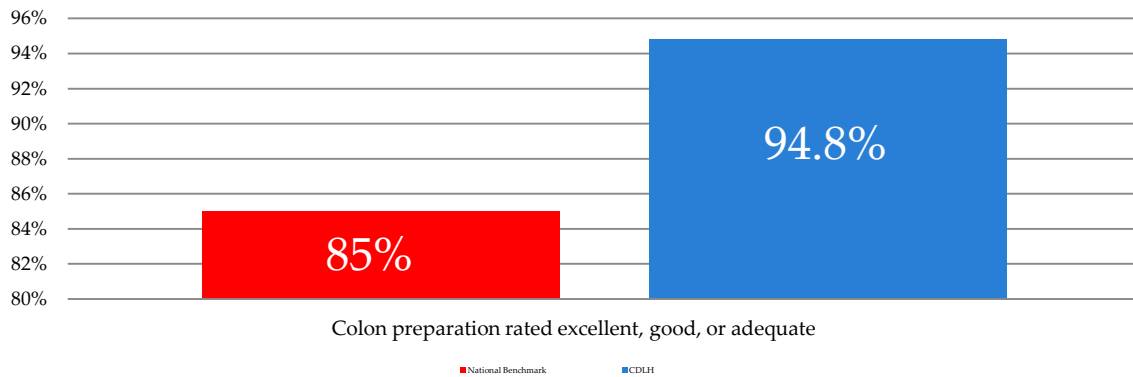


## How do we compare nationally?

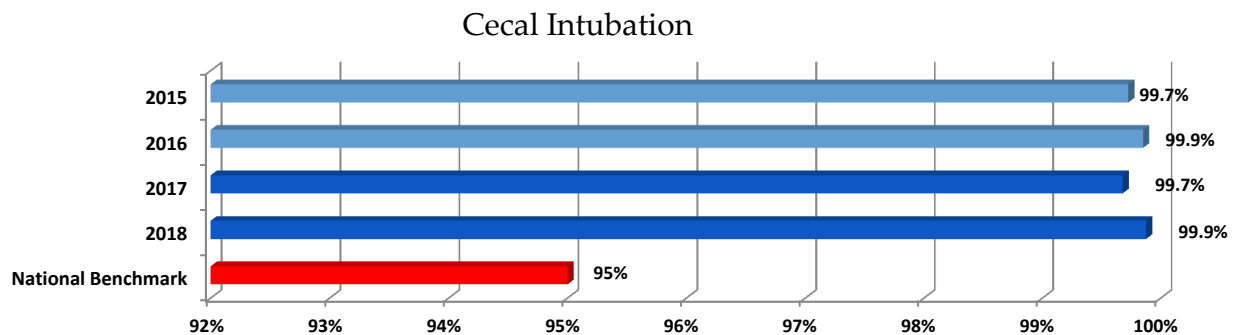
Quality Measures	National Benchmark	Average for Our Physicians			
		2015	2016	2017	2018
Total Number of Colonoscopies		5,542	5,867	5,868	3,821
Avg # of colonoscopies by our MDs/Year	>200	693	733	587	382

## How prepped were our patients colons?



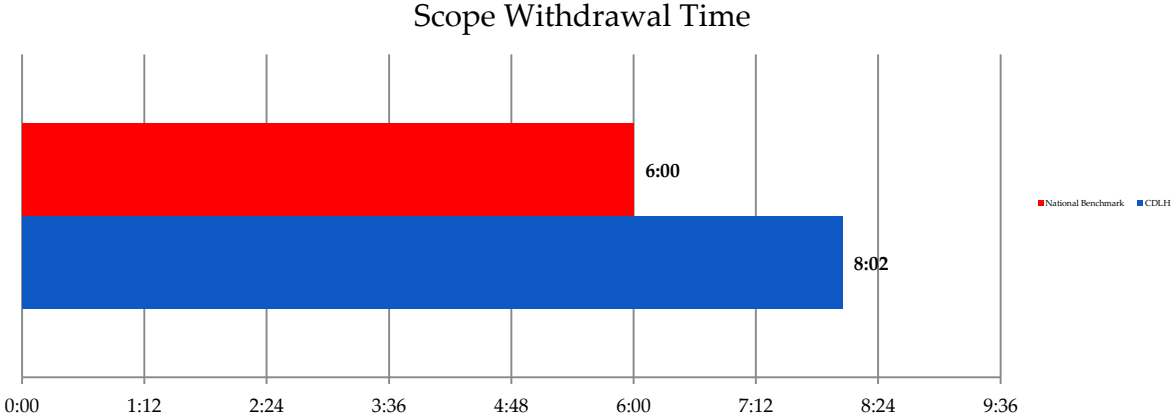
*Our patients go above and beyond the National Benchmark for prep quality.  
Excellent bowel cleansing = Higher adenoma detection rate*

## Was your exam completed to the end of the colon?



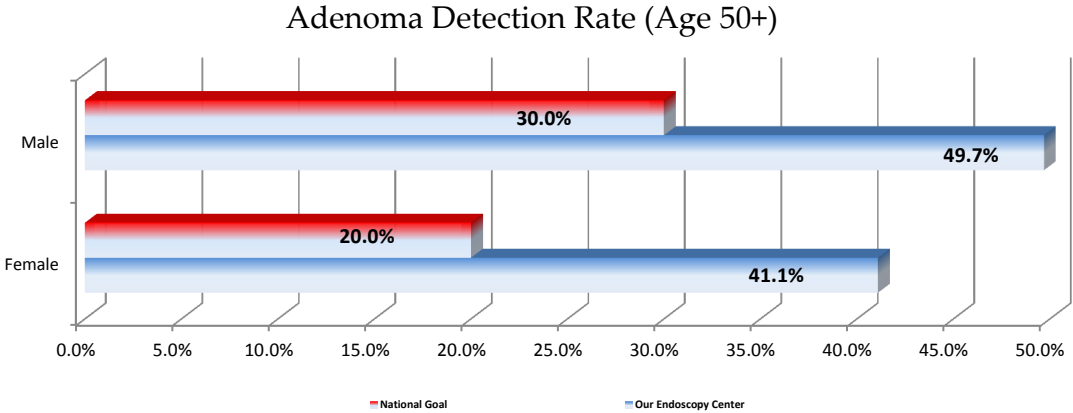
*When colonoscopies are not completed to the end of the colon, patients must be sent for additional procedures, such as X-rays. This adds to patient expense, discomfort, and missed work time.*

# Did we withdraw the scope timely in order to detect cancer?



≥ 6 minute withdrawal time increases possibility of finding pre-cancerous or cancerous polyps!

# How good are we at finding pre-cancerous polyps?



We go above and beyond the National Benchmark in detecting pre-cancerous polyps.

# Do we have any complications?

Complication Rate	National Benchmark	Average for			
		2015	2016	2017	2018
Perforation	0.1-0.2%	0.000%	0.017%	0.000%	0.000%
Bleeding	<1%	0.000%	0.068%	0.000%	0.105%
Infection	<1 per 1.8 million	0.144%	0.000%	0.000%	0.000%
Death	<1 per 20,000	0.000%	0.000%	0.000%	0.000%