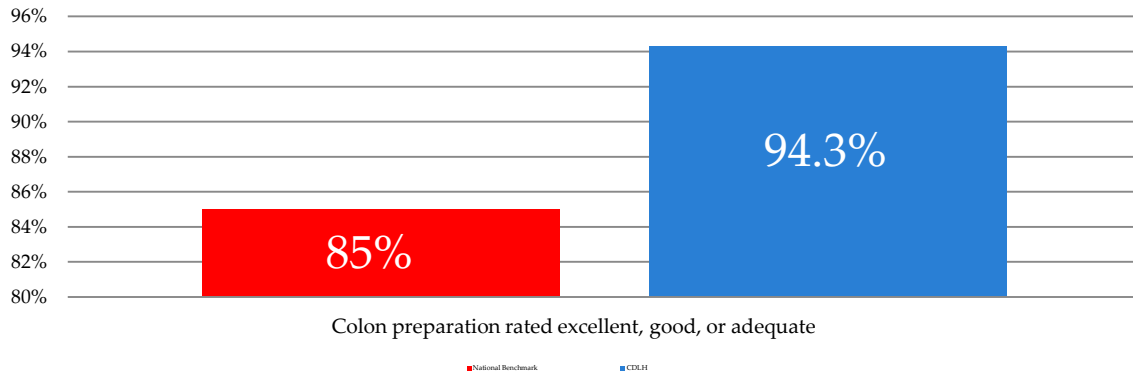


How do we compare nationally?

Quality Measures	National Benchmark	Average for Our Physicians			
		2016	2017	2018	2019
Total Number of Colonoscopies		5,867	5,868	6,536	1,609
Avg # of colonoscopies by our MDs/Year	>200	733	587	709	179

How prepped were our patients colons?

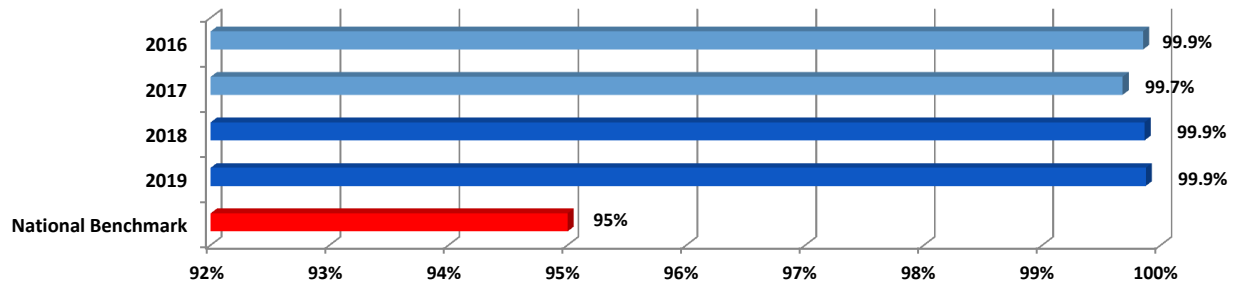


Our patients go above and beyond the National Benchmark for prep quality.

Excellent bowel cleansing = Higher adenoma detection rate

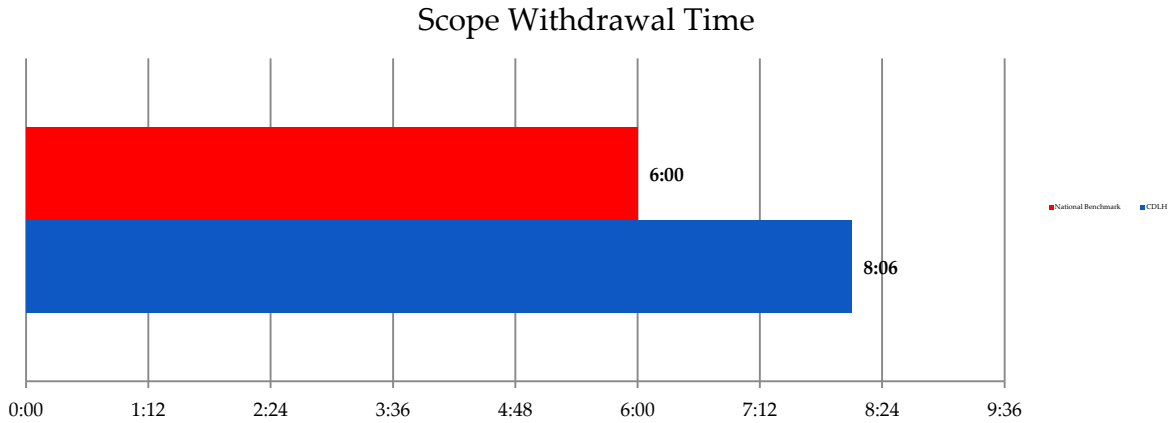
Was your exam completed to the end of the colon?

Cecal Intubation



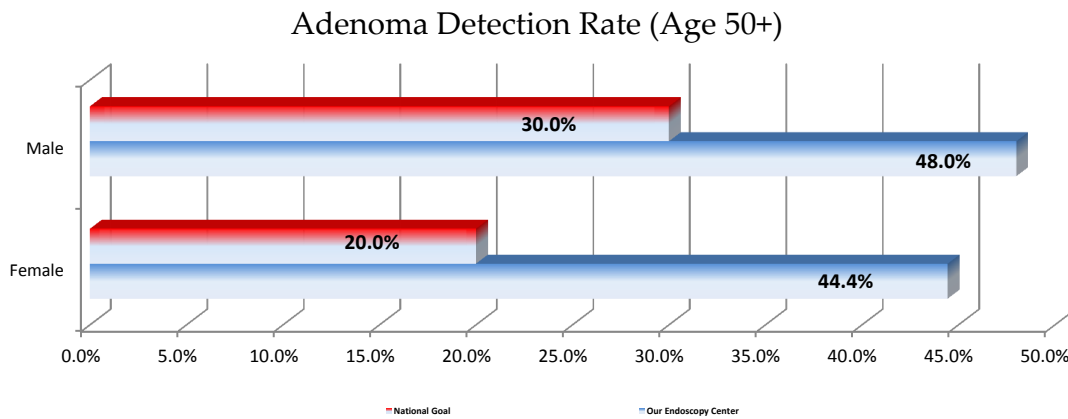
When colonoscopies are not completed to the end of the colon, patients must be sent for additional procedures, such as X-rays. This adds to patient expense, discomfort, and missed work time.

Did we withdraw the scope timely in order to detect cancer?



≥ 6 minute withdrawal time increases possibility of finding pre-cancerous or cancerous polyps!

How good are we at finding pre-cancerous polyps?



We go above and beyond the National Benchmark in detecting pre-cancerous polyps.

Do we have any complications?

Complication Rate	National Benchmark	Average for			
		2016	2017	2018	2019
Perforation	0.1-0.2%	0.017%	0.000%	0.000%	0.000%
Bleeding	<1%	0.068%	0.000%	1.657%	0.062%
Infection	<1 per 1.8 million	0.000%	0.000%	0.000%	0.000%
Death	<1 per 20,000	0.000%	0.000%	0.000%	0.000%